









Course Overview and Introduction

You will write your **video script** based on the following points:

- Briefly, introduce yourself and the name of the course 
- Clearly state all **prerequisite knowledge** of the discipline and/or **competencies** with which the student has to comply, as well as minimum **technical skills** expected of the student. 
- Introduce students to the **purpose** of and **structure** of the course (how the course is divided—how many modules, units, and lessons). (Use video and text or graphics to show structure) 
- State the course **objectives** (the objectives that the students will be able to achieve by the end of the semester) in performance terms. (the video can lead the students to what they will be able to do once the finish the course) 
- State how people will **communicate** in this class—you may copy them from your syllabus. Explain rules of “etiquette” or netiquette for online discussion, email or other means of communication. (Use video to give some examples, explain where all this information can be found) 
- Explain your **grading system** and where to go to obtain more information regarding assessment policies. (In your video—explain **in your own words** how will you grade students, if there are specific policies such a **no late assignments or makeups, etc.**) 
- State any **institutional policies** that students need to **comply** and explain where to go to obtain more information regarding such policies. (e.g., proctoring—explain in your own words) 
- Ask the students to introduce themselves 
- Make instructions **clear** and **concise** on how to get started and where to find various course components. (go to your syllabus)

You will **restate in writing** the most **relevant** information on your **Introduction Page**, including

- **Your name**
- The **name of the course**
- The **purpose** and **structure** of the course
- The **course objectives**, and
- **Prerequisites for the course**

Sample Video Segment

Hi,

I am *Dr. J. Doe* and I will be teaching *American History I*. A requirement for this class is *Early American History*. The purpose of this course is to introduce you to the culture and civilization of nineteenth century America. This course is **divided** into four major topics: Native Americans their culture and impact on American civilization; early immigration and its influence on commerce and culture; Europeans, their culture and art; and finally, territory expansion and statehood.

By the end of this course, you will be able to **identify** the states that were incorporated to the union during the 19th century as well as to **explain** the influence of immigrants in the American culture. You will also be able to **categorize** works of art according to various ethnic groups and their influence in early American culture.

Because of the nature of this course, we will be involved in many online discussions. It is important to keep all your questions and comments **relevant** to the topic of the discussion. It is essential to be courteous to all your classmates and not to take over the discussion. All these policies are spelled out in detail on your syllabus.

The grading system is also posted on your syllabus, which will be your first assignment. There, you will find all the important policies regarding assessments, such as **proctoring**, for online exams. Once you read your syllabus, you will be required to send the signed **syllabus agreement form** via an **assignment item** following the instructions.

Once again, I would like to welcome you to *American History I*. Now, I would like each of you to introduce yourselves through the Discussion Board entitled “**Welcome**” so we can learn each other’s names.